



REVOLVING PEDESTALS

MRM 160 & MRM 1200



Mediterráneo Señales Marítimas has a long experience in designing lighting, rotating and monitoring equipment for major lighthouses.


The ideal support for a major lighthouse optic is one of our MRM revolving pedestals. These motors are double, electronic, gearless and brushless.

The MRM motors are engineered to automate historic lighthouses, able to replace old drive machines and keep the valuable glass lens. MRM 160 or MRM 1200 can be chosen depending on the lens weight.

The MRM support is tailor-made according to the lens height and the height from the lanternhouse inner base to the focal centre.

FEATURES

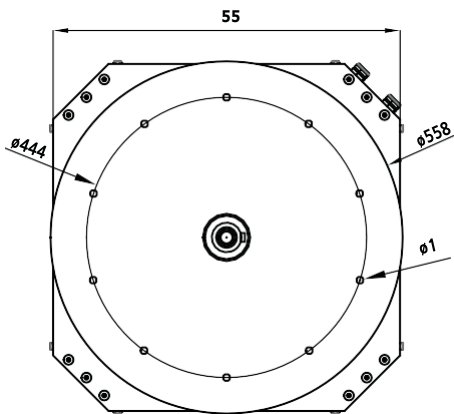
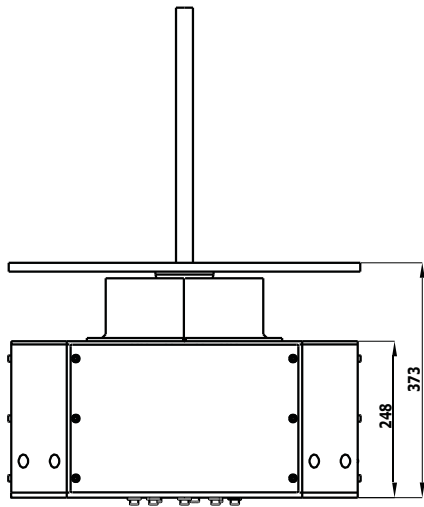
- ✓ High reliability and availability.
- ✓ Electronic, gearless and brushless double motors.
- ✓ One only slow-moving assembly (shaft, rotor and rotating plate).
- ✓ Automatic switch-over to standby motor in case of main drive failure.
- ✓ Precise balanced array, minimum friction.
- ✓ Good accessibility for maintenance and easy part replacement.
- ✓ Field-adjustable rotating speed, from 1 to 6 rpm.
- ✓ Speed setting accuracy: 1.3%.
- ✓ MRM 160 suits to optics of up to 160 Kg.
- ✓ MRM 1200 suits to optics of up to 1,200 Kg.
- ✓ MMC 160 provides fully automatic operation.
- ✓ Microprocessor based circuit.



REVOLVING PEDESTALS MRM 160 & MRM 1200



Specifications subject to change without previous notice.



Revolving pedestal MRM 1200

MRM double rotating motor

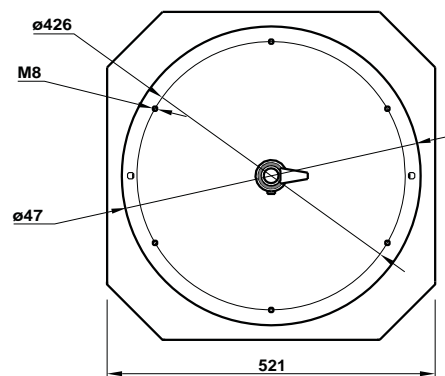
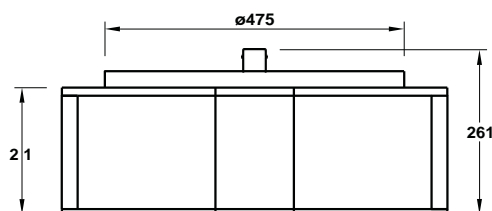
Type:	Double, electronic, gearless and brushless.
Regulation:	Precise balance with minimum friction.
Rotating speed:	Field-adjustable, from 1 to 6 rpm.
Speed setting accuracy:	1.3%.
Motor control:	SB 03 double electronic circuit.
Accessibility:	4 nos. lateral accesses.

MMC 160 external control unit

Functions:	<ul style="list-style-type: none"> - Rotation control (automatic switch-over to standby motor in case of main drive failure). - MSM lighting system control. - Photocell control. - Remote monitoring signals.
Operating modes:	Automatic (by photocell), Manual (for maintenance) or Remote (for remote monitoring).
Voltage supply:	12 or 24V d.c.
Remote monitoring:	<ul style="list-style-type: none"> - Status and alarms ready for remote monitoring and control, by opto-coupled signals. - RS-232 or RS-485 serial port.
Watertightness degree:	IP 65.

Options

- MRM 160 for optics up to 160 Kg.
- MRM 1200 for optics up to 1,200 Kg.
- Voltage supply of 12 or 24V d.c.
- AC operation by using a.c.-d.c. converter.



Revolving pedestal MRM 160